

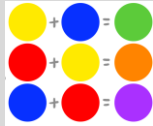


Colour

Know the primary colours are **red**, **blue** and **yellow**.

Know the secondary colours are **orange**, **green** and **purple**.

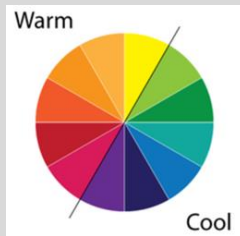
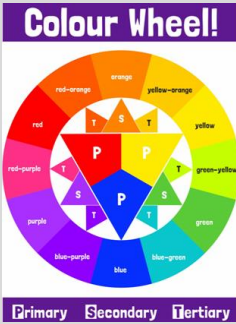
Know how to mix primary colours to make secondary colours.



Know how to make brown.



Add white to make different tints.
Add black to make different shades.
Add black and white to make tones.



Identify **warm** and **cool** colours.

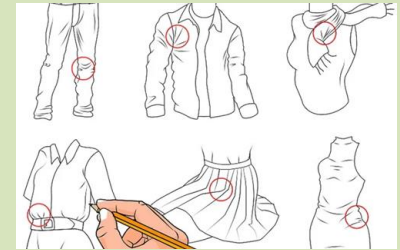
Complementary colours are directly opposite each other on the colour wheel, such as red and green.

Year 6 Art Must Knows

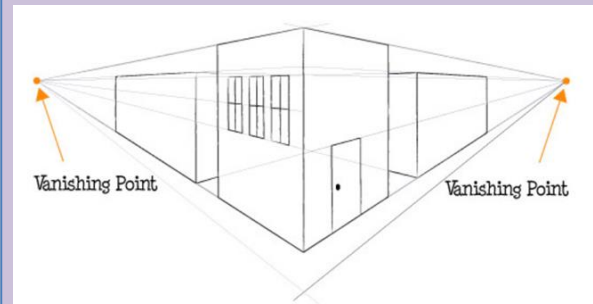
In still life, show reflective surfaces.



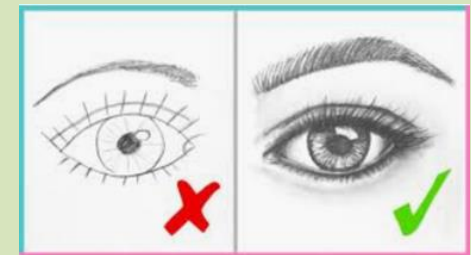
In portraits, be able to show different forms in sitting and reclining positions include creases in clothing.




In landscapes, apply their understanding of perspective in one point perspectives and begin to look at two point perspectives..



Draw detailed eyes including eyelids, eyelashes, eyebrows, iris and pupil.



Line



In **printing**, use the method of screen printing (pushing ink through a mesh screen with areas masked off where the ink cannot pass through therefore creating a print).

Create paper stencils to block off areas of the screen.



In **painting**, different amounts of acrylic paint to create textures in the work and be able to revisit a piece of work to add layers.



Famous British Artist

Banksy

