



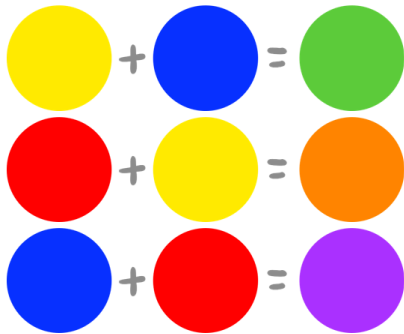
# Year 1 Art Must Knows

## Colour

Know the primary colours are red, blue and yellow.

Know the secondary colours are orange, green and purple.

Begin to mix primary colours to make secondary colours.





In landscapes, the sky should go all the way down to the land. It's not just at the top!



In still life, draw simple objects that you see.



In portraits, there should be eyes, ears, a mouth and a nose.



People should have a body with arms and legs in the right place.

## Shape

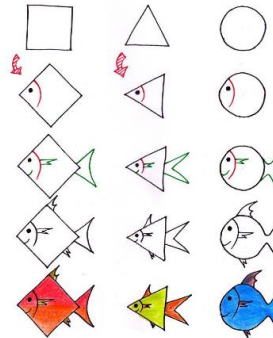
Rectangle 

Square 

Circle 

Triangle 

draw a fish



## Composition


Background


Foreground



## Line

Thick 

Thin 

Scribble 

Painting



Drawing



Sketching



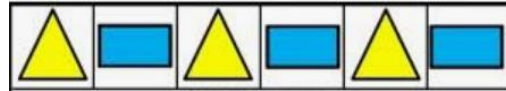
Printing

Sculpture



Pattern

Print repeating patterns using stencils and objects.



In sculpture, roll, twist and pinch play dough and plasticine.



Use different glue and tape to stick different objects together in junk modelling.

Famous Artist

Wassily Kandinsky



Famous British Artist

Andy Goldsworthy



Pencil



Pencil crayons



Wax crayons



Charcoal



Chalk



Paint




Paint brush



Sponges



Glue



Sellotape

