

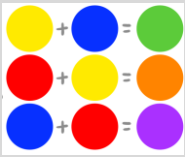


Colour

Know the primary colours are **red**, **blue** and **yellow**.

Know the secondary colours are **orange**, **green** and **purple**.

Know how to mix primary colours to make secondary colours.



Know how to make brown.

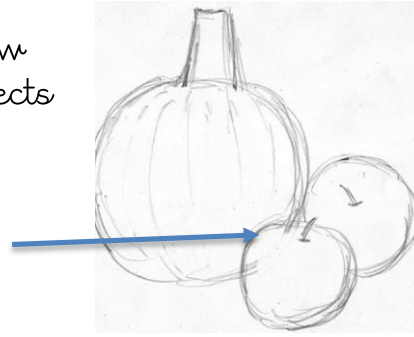


Add white to make different tints.

Add black to make different shades.

Year 3 Art Must Knows

In still life, draw spheres and objects that overlap.



In landscapes, show larger objects in the foreground, smaller in the background (developing an awareness of scale and perspective).

Composition

- Foreground
- Background
- Distance
- Overlap
- Layer



Texture

Create hair texture using pencil strokes.

Thin + chunky



Thin + silky



Thin + wavy



Thin + curly



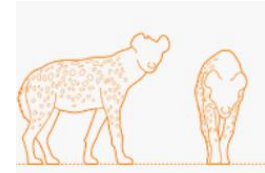
Thin + tangled



In portraits, draw accurate facial features from the front and in profile.



Draw forms from the front and side.




Learn to trace as a drawing aid.



Shape

Sphere/Spherical

Line
 Straight
 Curved
 Curled
 Flowing
 Wavy
 Bold
 Fine
 Jagged



In **printing**, begin to layer monoprints. Use the lightest colour first. Introduce safe printing. Use a sharp tool to scratch images into the polystyrene tile.



Mix watercolour paint in the tin lid. Use one pot of water to clean brushes and another to add water to the mix.

Use colour washes for the background.




In **sculpture**, create shapes to cover in papier mache by rolling, twisting and attaching newspaper and card together, fastening them together with masking tape.



Famous Artist

Vincent Van Gogh



Famous British Artist

L. S. Lowry

