



**Ruth Miskin
Training**



Read Write Inc. Phonics
Parents' Meeting
Set 2 and Set 3 Sounds

Reading changes everything

Teach a child to read and keep that child reading and we will change everything.

And I mean everything.

Jeanette Winterson

Speed Sounds Set 2

These are the sounds to practice. Set 2 sounds are shaded in the chart.

They are alternative graphemes (spelling of a sound). Use the chart to say point and say each sound, then ask your child to copy you.

Consonant sounds – stretchy

f	l	m	n	r	s	v	z	sh	th	ng	nk
---	---	---	---	---	---	---	---	----	----	----	----

Consonant sounds – bouncy

b	c	d	g	h	j	p	qu	t	w	x	y	ch
	k											

Vowel sounds – bouncy

a	e	i	o	u	ay	ee	igh	ow
---	---	---	---	---	----	----	-----	----

Vowel sounds – stretchy

Vowel sounds – stretchy

oo	oo	ar	or	air	ir	ou	oy
----	----	----	----	-----	----	----	----

Speed Sounds Set 3

These are the sounds to practice. Set 3 sounds are shaded in the chart. They are alternative graphemes (spelling of a sound). Use the chart to say point and say each sound, then ask your child to copy you.

Consonant sounds

f	l	m	n	r	s	v	z	sh	th	ng
ff	ll	mm	nn	rr	ss	ve	zz	ti		nk
ph	le	mb	kn	wr	se		s	ci		
					c		se			
					ce					

b	c	d	g	h	j	p	qu	t	w	x	y	ch
bb	k	dd	gg		j	pp		tt	wh			tch
	ck				g							
	ch				ge							
					dge							

Vowel sounds

a	e	i	o	u	ay	ee	igh	ow
	ea				ā-e	e-e	i-e	ō-e
					ai	y	ie	oa
						ea	i	o
						e	y	

oo	oo	ar	or	air	ir	ou	oy	ire	ear	ure
ū-e			oor	are	ur	ow	oi			
ue			ore		er					
ew			aw							
			au							

Picture Phrases

ay



may I play?

2. day, play, may, way, lay, say, tray, spray

aw



yawn at dawn

3. saw, raw, law, straw, dawn, paw,
crawl, jaw, claw, yawn

We use picture phrases to help children remember the Set 2 and Set 3 sounds.

For example, ay, may I play? aw, yawn at dawn.

Practice reading these to help your child remember the 'special friends' (multiple letters which make one sound).

'Special Friends', 'Fred Talk', read the word

Children practise reading sounds in words using the routine 'Special Friends', 'Fred Talk' and 'read the word'.

They spot the 'Special Friends' first (ay in spray and aw in crawl), then Fred Talk to read the word (s-p-r-ay and c-r-aw-l).

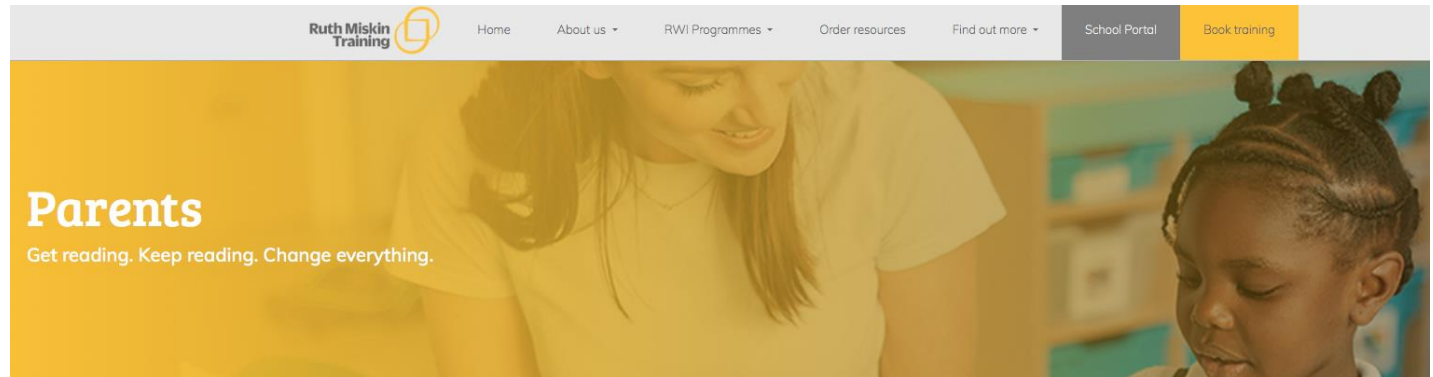
s p r a y

c r a w l

What can you do?

1. Practise the sounds and words – you say them and your child copies you, point to the sound.
2. Practise reading sounds speedily
3. Use ‘Special Friends’ (two letters that make one sound e.g. ‘sh’, ‘or’, ‘ay’)
4. ‘Fred Talk’ (say each sound and then say the word.
5. Watch the Read, Write, Inc. videos on Seesaw to further support at home what they have learned in school.

Free Video Tutorials (ruthmiskin.com)



Read Write Inc. Phonics – information for parents

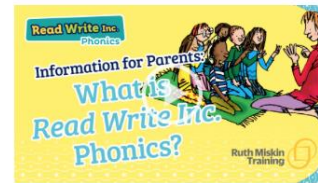
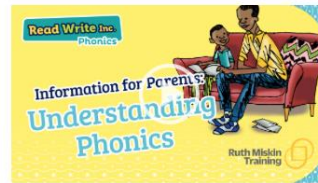
Our films show how we teach children to read and write with Read Write Inc. Phonics.

If your child is in a Read Write Inc. school or if you have bought a parent pack, the films will help you and your child practise together at home.

If you have a question for us, please get in touch via our [Facebook](#) and [Twitter](#) pages.

These videos will be shared on Seesaw for you to watch to support your child at home.

If you want more specific videos to help support at home e.g. with a focus on a certain sound – please inform your child’s teacher and they’ll share this on their seesaw account.



Online resources available

Ruth Miskin Parents' Page:

<http://www.ruthmiskin.com/en/parents/>

Ruth Miskin Facebook:

<https://www.facebook.com/miskin.education>

Free e-books for home reading:

<http://www.oxfordowl.co.uk/Reading/>