


Top Tips for Learning Everyday Words



Vocabulary



Naming object
when out and about

When you are out and about, name what you can see around you.

“Look, a tree”.

In the supermarket, “carrots, these are carrots”.



Sharing stories

When you share stories, point out the objects in the pictures.

Ask the children to find things from the page.

Play ‘I spy’ and see if they can find objects on the page.

For example, “I spy a dog. Can you find the dog?”



Play with everyday
objects

Play ‘Chefs’ by using pots, pans and spoons for the kitchen.

Play ‘Shops’ by using tinned food, fruit and vegetables.

Play ‘Doctors’ by using tissues and toilet paper and naming body parts that are hurt.



Put the shopping
away together


After the weekly shop, ask the children to get the shopping from the bag and name the items

as you put them away. Ask your child to pass you certain items.



Praise your child for using vocabulary. If they get the wrong word, don't say that it is wrong, just simply tell them the correct word.

Top Tips for Learning Everyday Words



Vocabulary



Pretend play

Dress up and pretend to be kings and queens, superheros, doctors and nurses, builders, firefighters, police officers or anything you like. Talk about what the children are wearing, what props do they have and what they are going.



Sorting the laundry

When you are putting the laundry away, ask your child to help. Ask them to find all the socks. Ask them to find a T-shirt. Ask them to find some shorts. Ask them to find a vest.



Play sorting games

When playing with toys ask them to sort them into groups. For example, with pretend food, can they find all the fruit? Can they find the red fruit? When playing with animals, can they find the animals that can fly? Can they find animals that live in the sea?




Make up a story with their toys

Play with their toys and verbalise what they are doing. Ask the children...
Who are they?
Where do they live?
What are they doing?
How does the story end?



Praise your child for using vocabulary. If they get the wrong word, don't say that it is wrong, just simply tell them the correct word.

Top Tips for Learning Everyday Words




Vocabulary




Teddy Bear's Picnic

Collect your child's favourite teddy bears and have a picnic in the front room. Ask them what would be in their picnic? What is teddy's favourite food? What is their favourite food? You can use plastic play food, make the food using playdough or use some of the food vocabulary card on our website.



Create a farm or zoo

Make a farm or a zoo together. Use pretend animals and talk about what the animals are, how many legs they have, how they move e.g. do they fly, walk, swim, slither. If you don't have any play animals, you can use the animal vocabulary card on our website.



My favourite food plate

Get a plate, or use the template on our website, and ask your children to create their favourite meal. Name the items they put on their plate. Ask them if it would be for breakfast, lunch, tea or supper. Ask them what colour the food is. Is it a hot or cold food. If you don't have any play food, you can use the food vocabulary card on our website.



Where do they live?

Get a selection of different animals, or you can use the animal vocabulary cards on our website, and talk about where they live. Do they live in the wood? Do they live in the sea? You can use the habitat pictures from the website.



Praise your child for using vocabulary. If they get the wrong word, don't say that it is wrong, just simply tell them the correct word.