


# Year 4: Animation

purple  
mash




## Themes

- Understand how animations are made
- Using animation techniques such as onion skinning
- Adding sound effects and backgrounds

## Onion Skinning




Onion Skinning Switch




Frame

Frame with sound




Frames per second (fps):  
The number of frames shown each second


Change fps in play mode



Add or remove frames



Pauses





Add empty frames where you want the pause to be.




Copy the previous frame a few times by dragging it to the empty frames, until the pause is long enough.

## Enhancing Animations



Add or remove sound




Add background image



Use the paint tools to draw a background

Background type choice

All frames



Just this frame

